


The New RTTY Journal

P.O. Box 236, Champaign, IL 61824-0236 www.rttyjournal.com Volume 49, Number 3 — Fall 2001 \$5.00



The JARTS booth at the 2001 Yokohama Ham Fair. Front Row (left to right): Hiroshi Aihara, JH1BIH; Mike Matsumoto, JA1AYC; Fumio Miyazaki, JA1IQV. Back Row (left to right): Akihito Toda, JA1EUL; M. Matsubara, JA1BHK; Masauki Ohshima, JG1GGU; Chiharu Morita, JA3DLE/1; Nori Katsumi, JA1WSK.

Winter Contest Calendar2	Biography: DL4RCK8
Hits & Misses3	Biography: VE3UR9
New Plans for Dayton 20024	2002 BARTG Sprint Rules11
2001 Yokohama Ham Fair5	2002 CQ/RJ Worldwide WPX Rules12
Website Reviews6	<i>The Friendly Ionosphere</i>14
A Simple Loop Power Supply7	2002 ARRL RTTY Roundup Rules15

P38



The **P 38** is a multi-mode HF data modem that gives you top performance operation using RTTY, AMTOR, P-Mode* and CLOVER-II waveforms. The **P 38** is a full sized plug-in card for PC-AT and faster personal computers. Multi-screen menu-driven HAL software is included with each **P 38** modem. Many popular "third-party" user programs are also available for the **P 38** - WORLI, WINLINK, WriteLog, XPWARE, EZTERM and RTTY by WF1B. The **P 38** is complete and ready to run. Plug in the board, connect three phono cables to your radio, and install the software. That's all there is to it! Whether you want to rag-chew, chase DX, or access electronic mail, the **P 38** is the modem of choice.

RTTY-1

The HAL **RTTY-1** is an easy to use and very accurate tuning indicator. It may be used with virtually *any* FSK modem, TNC, multi-mode controller, demodulator, and receiver or transceiver. The crossed LED bars show correct tuning for all popular FSK modes including Baudot Teletype (RTTY), ASCII Teletype, AMTOR, SITOR, P-Mode*, and even HF Packet Radio. Just hook it to your receiver's audio output and you're in business, even with modems that do not include "scope" output connectors.



*The word "P-Mode" is the HAL designation for a communications protocol that may be also known as "Pactor" a registered trademark of the Spezielle Communications System GmbH (SCS) firm in Hanau, Germany. HAL affirms that, to the best of its knowledge, "P-Mode" is compatible and interoperable with the protocol SCS calls "Pactor" and with the link establishment and weak signal modes of the protocol SCS calls "Pactor-II".



HAL COMMUNICATIONS CORP.

1201 West Kenyon Road, P.O. Box 365
 Urbana, IL 61801-0365
 Phone: (217) 367-7373 FAX (217) 367-1701
www.halcomm.com halcomm@halcomm.com

RTTY Contest Schedule — Winter 2001/2002

Date & Time	Contest	Date & Time	Contest	Contest Information Online
12/01 1800 to 12/02 0200	TARA Sprint	01/26 1200 to 01/27 1200	BARTG Sprint	ARRL: http://www.arrl.org Jim's Gazette: http://www.n2hos.com/digital
12/15 0000 to 12/16 2400	OK RTTY	02/09 0000 to 02/10 2400	CQ/RJ WW WPX RTTY	LA9HW Contest Calendar: http://home.online.no/~janalme/hammain.html SM3CER Contest Service: http://www.sk3bg.se/contest The New RTTY Journal: http://www.rttyjournal.com/contests
01/05 1800 to 01/06 2400	ARRL RTTY Roundup	03/16 0200 to 03/18 0200	BARTG HF RTTY	OR — The New RTTY Journal will airmail a printed copy to you. For <i>each</i> contest, send \$3.00 for U.S., Canada, or Mexico destinations or \$4.00 to other countries. Please allow three weeks for processing and delivery.

Dates and times subject to change.

The New
RTTY Journal

George W. (Bill) Henry, K9GWT
Publisher and Editor

All Correspondence:
The New RTTY Journal
P.O. Box 236
Champaign, IL 61824-0236

Voice: 217-367-7373
FAX: 217-367-1701
www.rttyjournal.com

STAFF

Linda HenryAccountant

Joe Wittmer, KB9SIZAssistant Editor
jwittmer@rttyjournal.com

Dale Sinner, W6IWOAssociate Editor
dsinner@rttyjournal.com

Jason AllenProduction Manager
jallen@rttyjournal.com

The New RTTY Journal is published four times per year: March, June, September, and December. Subscriptions and advertisements must be pre-paid by check or money order in U.S. funds drawn on U.S. banks only. Visa and MasterCard credit cards are accepted.

The publisher assumes no liability or responsibility for errors, omissions or editorial content. Written permission from the publisher of The New RTTY Journal is required prior to and for any reproduction of all or any portion of this magazine.

Expiration Date: Your address label shows the date of your last subscription issue. Please contact us if this does not agree with your calculations.

POSTMASTER: Please send all address changes to: The New RTTY Journal, P.O. Box 236, Champaign, IL 61824-0236

The New RTTY Journal is a continuation of the magazine formerly known as RTTY, RTTY Journal, RTTY Digital Journal, Digital RTTY Journal, and Digital Journal.



Hits & Misses

Bill Henry, K9GWT
k9gwt@rttyjournal.com

Here in Illinois we say we have one good season — we call it “October”. We’ve had some rain but by and by this has been one more beautiful fall season.

As I write this, the World Trade Center bombing happened 7 weeks ago. It’s still very vivid in all of our minds. As usual, when disaster struck, hams stepped right in and answered the calls for help. Read November CQ (pages 4 & 48) and QST (page 28) for a stirring account of ham activity on September 11th and later.

Dayton — 2002: Yes, we are already making plans for next year’s RTTY gathering at the Dayton Hamvention. As usual, *nothing* stays the same. Dale and I have quite a few new ideas, including a hotel change. Linda and I visited the new hotel at the end of October. See page 4 to learn more.

Stepping back in time a little, we have quite a few readers who have caught the “mechanical machine disease” and many of these folks are younger than me (most everyone is younger, it seems). Anyhow, we have received a lot of questions lately about loop supplies. So, I’ve come up with “yet another loop supply diagram”, but maybe the first such article in 10 or 15 years. If you have a TTY machine and need a loop interface, this should help. If you’re not interested in “retro-technology” — better turn this page.

On page 6, Joe, KB9SIZ, has a review article of RTTY-related web sites — where to find what. This is no doubt NOT the complete list and we hope this is the start of a new series of short reviews. If we don’t have your web site listed, drop a note to kb9siz@rttyjournal.com and give him some details.

Elsewhere in the issue, look for a report on the 2001 Yokohama Ham Fair, biographies of Walt Dallmeier, DL4RCK, and “Uncle” Ray Hunter, VE3UR, a press release for Crawford MacKeand’s latest book, and announcements and rules for CQ/RJ WPX, ARRL RTTY Round-Up, and BARTG Winter Sprint contests. Please note that ALL logs for the WPX

contest must be submitted in electronic format (Cabrillo).

I hear from CQ/RTTY Journal contest director Glenn Vinson, W6OTC, that he is actively seeking sponsors for RTTY contest plaques. It doesn’t cost a lot (\$55) and I know those of you who work RTTY contests like to receive awards. How about putting some of the fun back into the hobby by way of a plaque donation? Contact Glenn via email at w6otc@garlic.com.

Silent key at HAL: We must sadly report that our long time friend and fellow HAL employee Jim Summers, N9LNQ, passed away on October 2, 2001. Jim has done many things at HAL, including production testing and software development. Not a ham when he started in 1986, he soon got the bug and became our resident 2 Meter BBS Owner, Operator, and Expert. If you have a HAL PCI-3000, PCI-4000, DXP-38, or DSP-4100, Jim probably tested it. Most recently Jim was the author of the DXPWin and DSPWin programs for the DXP-38 and DSP-4100 modems. Jim was also active in our local ESDA program. On nice weather Saturday mornings, Jim could usually be found out in the corn fields flying little radio-controlled airplanes. We will long miss our good friend Jim.

See you at the end of the year for the winter issue.

— 73, Bill, K9GWT

Hits & Misses



New Plans for Dayton 2002

Bill Henry, K9GWT and Dale Sinner, W6IWO

Our Dayton hotel plans have changed again. In 1999, we moved from the old hotel at Needmore Road (Imperial House/Radisson/Quality Inn) to the Holiday Inn at Dayton Mall. This gave us a much-needed improvement over the many problems at the old hotel, problems that increased each year.

The RTTY Group gathered at the Holiday Inn for the 1999, 2000, and 2001 Dayton Hamventions. The rooms were clean, the food good, and the air conditioning worked. But, it is at least a 20 minute drive to Hara Arena — maybe an hour last year due to I75 road “improvement”. Dale Sinner worked with the hotel manager and secured limited bus service to and from Hara. That worked but was limited in how often the bus made the trip as well as how many people could ride.

As good as it is, staying at the Holiday Inn has also been very expensive. The room rate was \$109.99/night last year and promised to be even more next year. The hotel has good banquet facilities but we found ourselves with an expensive tab — \$30 a plate! And — EVERYTHING ELSE was at extra cost — projector rental, bar set-up, you name it. We also find that the management at this hotel has changed recently and all prior arrangements are now “up for grabs”.

We (Dale and Bill) came home from Dayton this year convinced that we needed to do something to solve the cost and travel problem. Dale has come up with a new hotel that

we think will be a better solution — the Howard Johnson Express Inn. This hotel is near the airport and only ten minutes from the arena. For those who are familiar with the Dayton area, HoJo’s is at the Little York Road exit on I75, just one exit south of I70. That’s about 4 miles “as the crow flies” and less than 6 miles by road. We have already secured a block of one hundred rooms. The pluses include:

A much shorter drive; 10 minutes (vs. 30-60 minutes last year). Much lower room rate; \$85/night target (vs. \$109 or more). Less expensive banquet; approximately \$15/person (vs. \$30). Free continental breakfast (vs. \$10). Free bus transportation to and from Hara Arena. Free 24 hour on-call transportation to and from the airport.

This is, however, a Howard Johnson “Express Inn” and that means that while the hotel offers a free continental breakfast, it does not have a dining room for lunch and dinner. But, there are MANY restaurants nearby — see Bill’s survey at the end of this article.

The hotel does, however, have a bar that is open each evening and a meeting room that is just our size. Dale has already reserved the meeting room for us. Dale has also been in contact with a caterer who will provide our banquet food for Saturday night. The sample menus look great.

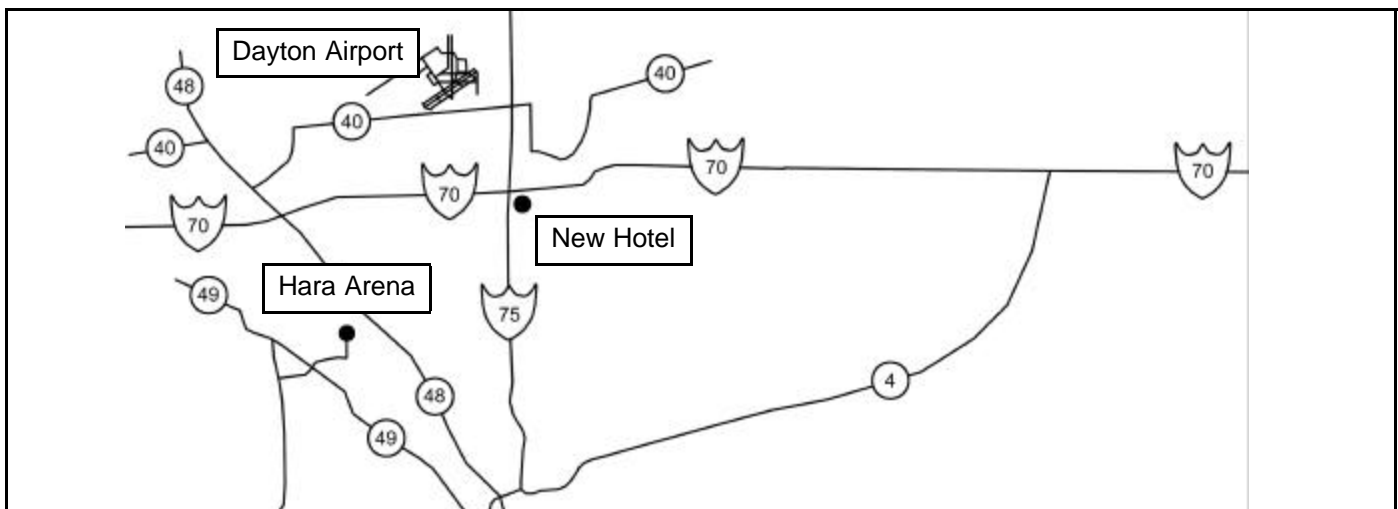
In regard to the banquet for next year, we are

going to scale it back to ONE banquet on Saturday night rather than one on Friday and one on Saturday. Running two banquets has been expensive and a lot of work for the few of us that set this up. Banquet attendance has been down in recent years — partly due to cost and partly due to conflicts with other banquets and meetings. So, this year, we will combine the DX and Contest and RTTY Journal banquets into one gala affair on Saturday night. The RTTY Journal hospitality suite will continue after the banquet — and in the same room as the banquet.

We (Linda and Bill) stopped by HoJo’s on our way to D.C. on October 24th. The hotel is everything we were promised. We can report that (1) the rooms are clean and comfortable, (2) the TV, plumbing, air conditioning, and heat work, (3) the bar is fully stocked, and (4) the meeting room is just what we need. We surveyed the restaurants and just across the hotel parking lot found Cookers, Damon’s, Olive Garden, and Red Lobster. Also at this exit — a longer walk or short drive — we found: Arby’s, Bennigan’s, Bob Evan’s, Cracker Barrel, Max and Erma’s, Perkins, Ryan’s, Subway, and Wendy’s. I do not think we’ll go hungry!

More to come next issue.

Dale Sinner, W6IWO
Bill Henry, K9GWT



2001 Yokohama Ham Fair

by Dale Sinner, W6IWO


Taka Nagata, JA1JDD, reported to me the following information regarding this event in Yokohama, Japan. JARTS had a booth which was manned by some of those in the picture. Taka tells me there were over 3500 hams during the weekend of August 31 through September 2. About 100 hams stopped by the booth and signed their log but many, many more passed by and took a look. In Japan it seems they have the same problem we have here, in that most of those in attendance were

40 years old and up. Not too many young hams were present, and it disturbed him as it did many others. Kenwood and Icom were present this year, but not Yaesu. You will note in the picture many familiar faces which you can identify with because some are avid contesters. Hiro, JH1BIH, is the contest manager for JARTS. Taka, JA1JDD, is a very good friend of mine.

— 73, Dale, W6IWO



Front Row (L to R): Nori Katsumi, JA1WSK; Hiroshi Aihara, JH1BIH; Taka Nagata, JA1JDD. Back Row (L to R): Fumio Miyazaki, JA1IQV; Tony Tanimoto, PY0FT; Taka Ishihara, 7N3AWE; Masauki Ohshima, JG1GGU.



RTTY Journal ARCHIVE DISCS

All RTTY Journal issues, from 1953 to 1997, are available on CD-ROMs. Buy the whole set of eight discs for just \$100 (a savings of \$20), or you may purchase each archive disc individually for \$15 (\$20 each for non-subscribers).

See the enclosed form for details on ordering.

WriteLog for Windows with Rttyrite/WinRTTY/AFC One Package Handles All Your CW, SSB, and RTTY Contesting Needs

**NEW Version 10
for Windows 95, 98, NT**
Operate 2 radios with one sound card on RTTY
and SSB & Perfect CW transmission.

Tired of obsolete DOS logging packages that force you to use special configurations and don't use all of the power of your computer? WriteLog is the first contest logging software designed to fully deliver the convenience and ease of use of Windows 95, 98 & NT.

WriteLog includes these battle-proven features:

- Work RTTY using any 16-bit (or better) sound card. No other hardware required! Opt. 2 sound cards and run 4 radios
- Full Radio Control
- Helpful Band Map
- Packet Interface
- Fast Ethernet Networking
- Super Check Partial
- Click and Go Mouse Support
- Perfect Log Submission
- Two Radio Support
- Supports All Major Contests in All Modes
- Only \$75.00
- Ver 9 users upgrade \$30.

PLUS These NEW Features:

- RTTY mode AFC — also known as Autotune
- Audio Compression — now you can save & play back your entire log after a contest, contact by contact, from WAV files on your H.D. — in CW, SSB, RTTY & PSK31 modes — via WAV file compression.
- CW Reader - print CW on screen like in a RTTY contest. We also added multi-channel CW reader capability. With a fast PC (350MHz Pentium or faster) WriteLog will decode CW at 6 different pitches on 2 radios simultaneously. Like having a backup operator looking over your shoulder.

"I made the first contest (non RTTY) with WriteLog, and it is FANTASTIC. It is such an improvement for me over CT... I really love it, and from now on anyone who operates from here will HAVE to use this program! I will twist their arms." — John, ON4UN

<http://www.writelog.com>
e-mail: k5dj@writelog.com

Ron Stailey, K5DJ

504 Dove Haven Dr.
Round Rock, TX 78664-5926
Tel: (512) 255-5000





Website Reviews

Joe Wittmer, KB9SIZ
jwittmer@rttyjournal.com

This is the first of a series of review articles on web resources. The World Wide Web is such a dynamic resource that we sometimes have to step back and see what this 21st century tool can provide us. Most specifically, where do we find all of that RTTY 'stuff'? There has been a buzz about a few new sites in the works. We are all looking forward to what new and exciting resources will be available for us in the future.

The New RTTY Journal

• www.rttyjournal.com

First we explore the RTTY Journal subscription website. This site is sponsored by you, the subscribers of the RTTY Journal. We are all proud of the history of the RTTY Journal and that it has been a corner stone of our hobby for almost 50 years. Our website hosts pictures of our gatherings at Dayton, links, announcements, and of course contest rules, results, and records.

RWRL

• www.qsl.net/dk3vn

If you are not a RTTY contester, you are most likely wondering what the RWRL is. Another

new Wrestling Federation? Not exactly... RWRL is the RTTY World Ranking List, an unofficial 'just for fun' idea of Waldemar Kepsch, DK3VN. Our friend Waldemar has put together a ranking system that gives contest stations an idea of their status among other RTTY stations world wide. This pet project has stirred a lot of interest from our RTTY contester friends and will surely stimulate a little competition.

RTTY Info

• www.rttyinfo.net

RTTY Info was born as a result of Bob Boyd, NT1V's efforts to restore the old "All Things RTTY" website by Dick Stevens, N1RCT. Most of us have used the information at one time or another, and welcome it's return. A few of the key resources are tutorials, software links, RTTY op homepage links, general links, newsgroup links, operating tips, and much more. If you are still looking for WF1B software by Ray Orgiesen, here is the place to get it. This site has been through many changes and is sure to develop and be a key resource to RTTY operators world wide.

RTTY.COM

• www.rtty.com

When you are looking for some real teletype-writer information — the kind of machines that make lots of noise and drip oil — this is the place! Here you will find "The Teletype Story", Royer RTTY Art Pavilion, Kretzman Technical Library, Message Board, and many other resources. Some of you will remember these machines and enjoy reminiscing about the old clatter boxes, while other newer RTTY operators will enjoy the nostalgia of the era and how the new generation differs from the old. There is certainly something here that all RTTY types will enjoy.

NOAA

• www.sec.noaa.gov

NOAA stands for National Oceanic and Atmospheric Administration. This is the official site for space weather. When we really want to predict what type of propagation we might expect for the evening or weekend ragchewing, DXing, or upcoming contest, this is the place to go. Find information here on geomagnetic storms, solar radiation storms, radio blackouts, real-time statistical information, newsgroup lists, and other scientific resources. One such resource is the Solar Cycle 23 progression chart. A fun exercise is to watch how the predicted values follow the actual values and see how local weather is more or less predictable than solar weather. Right, Don, AA5AU?

Want to see your favorite RTTY resource reviewed? Contact me at the e-mail address above. We are always looking for interesting sites to review.



This picture of the 3V8DJ team was sent to us by Piero Giacomelli, IK5CKL. The team made 775 RTTY contacts from Djerba Island. They also made 60 PSK31 contacts, 3520 CW contacts, and 9880 SSB contacts.



A Simple Loop Power Supply

Bill Henry, K9GWT
k9gwt@rttyjournal.com

This may sound like a strange topic for Year 2001 — but — we get letters. And, I'm old enough to recall how to do this. So, if old Teletype stuff turns you off — try the next page. But for those who want to get their '19 or '28 running, here's an idea.

If you are running an old Model 12, 14, 15, 19, or 26 TTY machine you will need a high voltage 60 ma loop supply. This is also true for most (not all) Model 28's and Kleinschmidt's. Low voltage loops do not work very well due to the high inductance of the selector magnet coils (about 4 Henry — the classic "L di/dt" problem). If you want to know more about "why not low voltage?" I

can send you an email. Take my word for it — do it this way!

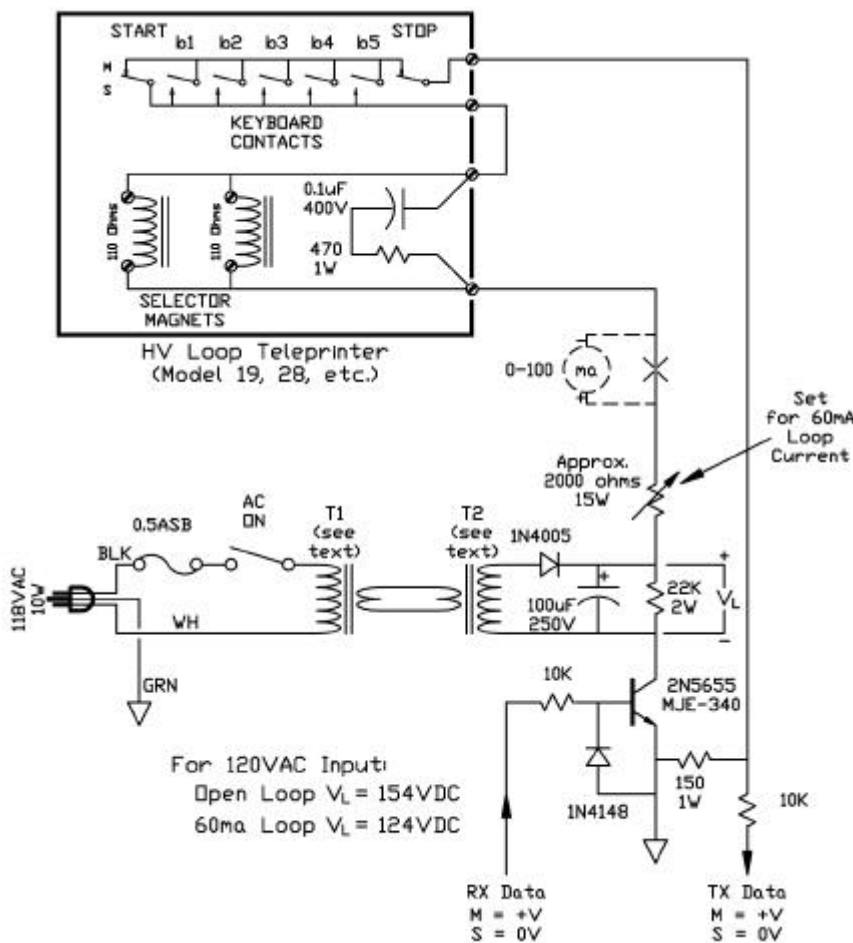
The Circuit

This is about the simplest HV loop interface I can dream up. The transformers are two identical filament or low voltage power supply transformers. Look for some that are rated for 10VA or more (6.3V @ 2A, 12.6V @ 1A, 24V @ 0.5A, etc.). You'll find these at most flea markets. Hook the secondary windings together as shown. This isolates your HV loop circuit from the power line and from "ground". The original "primary" of the second transformer puts out about 120 VAC and

we rectify that to get "about" 100VDC. The exact voltage is *not* critical. The printer's selector magnets and keyboard are wired in series. Note the 0.1uF/400V cap and 470 ohm resistor. This is a transient suppressor — very important if you don't want to zap the switching transistor. Apply a plus voltage to the RX Data input (+2V or higher) and adjust the 10W resistor for about 60 mA loop current. That's all there is to it.

Oh yes, there is one strange characteristic of this circuit. Compared to normal RS-232 levels, the RX Data and TX data signals are inverted — Mark is +V and Space is -V. BUT, that's not a big deal. You could add inverters to both signals, but why not just (1) use reverse polarity in your software, or (2) use MIL-188 data I/O instead of RS-232 (ST-6000 or ST-8000), or (3) use the TTL data I/O (ST-8000 or PK-232). After all, "upside-down" depends on your point of view!

Have fun — and remember — this is "high voltage". Keep one hand in your pocket when testing and don't grab that 15W resistor when it's "hot" — either with voltage or thermal energy.



Up-to-date Contest Information

www.rttyjournal.com/contests



Biography

DL4RCK



Walter Dallmeier, DL4RCK

Walter Dallmeier, DL4RCK, is one of our many RTTY friends from Germany. Walter is located in Wenzelbach, about 100 km north of Munich, the capitol of Bavaria, in southern Germany.

Walter has been a licensed ham since 1981 and has since collected many 'toys'. A partial list of the shack inventory includes seven rigs, two amps, nine modems, and four computers. His equipment includes a vast range of technology; from a homebrew mechanical teleprinter converter to a high end networked Athlon 800 MHz PC.

We recently had the privilege of speaking with Walter. Our questions are in italics.

What is your age? And were you influenced by any other Hams in your family?

I am 36 years old and the only Ham in my immediate family. However, I encourage Isabel, my daughter, who is now four years old. She loves to help tune the second transceiver while I handle the main rig.

How long have you been a Ham?

I started out as a ham operator a few years prior to obtaining a license in 1981. I have been operating now for 23 years and have been a licensed ham for 20 years.

When did you join the ranks of RTTY? How many years have you been involved?

I have been involved with RTTY for over 18 years now. I built my first RTTY transverter in 1983. This was a very interesting project as it was for a very old mechanical machine. Sometime later I homebrewed another interface that connected a mechanical machine with a computer. This was a great time, being able to combine the two hobbies.

What special interests do you have in RTTY, i.e. contesting, DXing, etc.?

I am currently most involved in contesting, but occasionally with DXing.

How many and what types of awards have you won?

- 1995 CQWW DX SSB as QRP 20m #1 in Germany, #4 WW (the greatest award for me, because I operated with my home-made QRP-TRX).
- 1997 Winner, World-Single Op 15m in the BARTG HF RTTY Contest.
- 1998 Winner, World-Single Op in the Ukrainian RTTY DX Contest.
- 1998 #1 DL, #2 EU, and #3 WW in the ANARTS RTTY Contest.
- 1999 Winner, World-Single Op 80m in the BARTG HF RTTY Contest.
- 1st place cup in a local SSB contest
- At least one #1 Germany in nearly every RTTY contest during the last five years.

What type of personal background or profession do you have?

I have been married six years, and have a daughter Isabel, who is four years old. Possibly like many amateurs, my wife Sabine is not very interested in ham radio but tolerates my high activity. Hi hi. I am a computer programmer and project leader in the research and development department of a German company.

Do you have any other hobbies? If so, what are they?

When I am not busy with family and RTTY, I enjoy fishing, jogging, and software development.

For more information on Walter, his shack, and some nice pictures of his other toys, browse to his homepage: www.rckrtty.de. You will find lots of information on his main ham activity which is software development. Walter has recently begun a new project called RCKLog, a contest logging software for CW and SSB contests. Walter is also the author of the well know RCKRtty software used throughout the world.


RCKRtty

For Windows 95/98/2000/ME/NT
RTTY, PSK31, Pactor, AMTOR, and CW

- Normal QSO and Full Contest operation in all modes with one package
- Supports major RTTY, PSK31, CW, and SSB contests
- Supported TNCs: SCS-PTC, AEA-x, KAM-x, MFJ-x, DSP-COM, HAL-Dx
- ★ **NEW:** Supports RTTY and PSK31 with PC soundcard
- Radio Control: Kenwood, ICOM, Yaesu
- Packet-Radio for DX-Cluster in same window
- ★ **NEW:** Waterfall display and spectrum analyzer
- Multilingual versions: English, Italian, Spanish, German, Dutch, Czech, Russian, Ukrainian, French
- Uses "friend.in", "master.cal", "cty.dat"
- Powerful logging functions (edit, search, export...)
- Call, DXCC, State, CQ Zone, ITU Zone, WPX, and IOTA detection with automatic insertion
- Full contest operation with mouse
- Generate all contest reports
- Realtime QSO rates and other statistics
- Extensive documentation and Windows help file
- Free updates on the internet, e-mail reflector
- Many more features, write or e-mail for full details

Only \$45

Walter Dallmeier, DL4RCK
Odenwaldstrasse 4
93173 Wenzelbach, Germany
FAX: +49 9407 957139
e-mail: dl4rck@rckrtty.de
<http://www.rckrtty.de>



Murray "Uncle Ray" Hunter, VE3UR

My name is Murray Eugene Hunter. I was born April 6, 1909 in Toronto, Ontario. When I was two, my family moved to Galt (now Cambridge), Ontario. My father purchased a garage, a taxi service and a sporting goods store.

When I was 5 and my brother Ernie was 4, we caught diphtheria. I recovered, but Ernie didn't. At age 7 I developed an ailment in my left leg. The doctor put a cast on it, but the next day it had swollen out of the ends of the cast. The doctor wanted to remove the leg. My dad said no, that we had an appointment at the Sick Children's Hospital in two days; the doctor said the boy may not be alive in two days. Upon arrival at the hospital, and after examination by the doctors, an injection was made into my left arm. The doctors had diagnosed a blood infection. After being in the hospital for four months, I became an out-patient. Luckily for me, both sets of grandparents lived in Toronto, where I stayed with them alternately. My grandmother Hunter was an expert checker player so we played as often as possible. My grandfather Buckner took me to the barber shop and we played checkers in the back room. I played from 10 a.m. to 5 p.m. and never lost a game. Needless to say, I was never invited back. When I finally returned to Galt, I was in a metal brace from the hip down to 2" below my foot. My right shoe had to be built up 2" to compensate. I wore this for about six months.

My father's garage had a good machine shop with a lathe, a drill press, plus tools, including

micrometers. I enjoyed standing on a box and working the lathe. The years passed, then I received my mechanics license. In 1928 when the Model A Ford's came out, I purchased three wrecked ones. After starting to take them apart, I contracted scarlet fever and jaundice, and was quarantined in the top front bedroom of our house. My mother put a cotton sheet sprayed with lysol over the door. Nothing was to come out of the room while the quarantine was in effect. Feeling better after a couple of weeks, I lowered a rope from the top front veranda outside my room, and one of my four remaining brothers would attach a door or fender from one of the cars, and I would haul it up and work on it. When the quarantine was over, I had a corner full of auto parts I had worked on, a corner full of paper I had stripped from the walls and ceiling, and I had sanded the floor. I ended up with one coach that I sold, and one roadster for myself, and one engine.

When I was 21, I told my father that I was going to quit the job I was in and get a good job over in Guelph. The company there had just bought four new International trucks and four Chevrolet coaches for the salesmen. They also had two walk-in freezers to service. I met two chaps who were building a Pietenpole aeroplane, which has a 30-foot wingspan, two cockpits, and had a Ford Model T engine. I joined the group, and I offered my Ford Model A engine. We worked on it all winter, then it was ready for a test flight. We were using a Henderson motorcy-

cle magneto. The insulation on the mag was poor and kept breaking down and we could only get about three-fourths of the RPM required. We were all taking flight lessons, and flew it all summer at about 1,000 feet. The magneto finally became useless, so we tied the plane down outside. We did not have any grommets, and the hot sun made little cracks on the plane's wing surface. Then we had a lot of rain and the wing took in a lot of water. We finally found a German Bosch magneto, but it was set up for the wrong rotation. We had to order the small parts for the opposite rotation from Detroit, which took about two months. Finally we got the parts and installed them and the magneto ran beautifully. The engine ran about 300 RPM more than was required. Ray Reid had already made a solo flight, so he was picked to make the first real flight. It was a beautiful take-off, and at about 2,000 feet, he made a left bank turn. The water in the wing came down to the tip of the left wing and he fought it all the way down in a large spiral and hit the ground, and smashed the plane up. When we got to the plane, he had gone through the first cockpit and was laying on the engine. We took him to the doctor, about a mile down the road, as we thought he was dead, but he just had the wind knocked out of him. The doctor gave him a good examination and told him to take a couple of days off work. We took the engine and the metal parts off the plane and dug a big hole, burnt the plane, and covered it up. The Globe and Mail had a column called "News and Nonsense". They drew a sketch of a boy in a soapbox with a helmet on and the helmet straps flying, with a little bird flying beside. The caption read, "Guelph home-made plane can do everything that a bird can do, except lay an egg and fly." This brought an aeronautical inspector from Toronto who quizzed us for three days. We said we didn't know anything about an aeroplane crash. He got the three of us together and readout the riot act. He could not find any evidence, so he got back into his plane and flew back to Toronto. With no plane left, we started building model aeroplanes. I was designing them and making model engines. I had about twenty engines of all different sizes. We did a lot of model aeroplane flying and model boat floating. I got into building transmitters and receivers using peanut tubes. One boat I took to Belle Isle, and entered it into the radio control class. My boat had portional rudder control along with speed control; the other boats had neither, and I won the course.

The war broke out, and I got a job at A.V. Roe, at Malton, Ontario. My job at A.V. Roe was as an inspector. I started off with small parts, and worked my way up to inspecting

completed components. I was sent to Fort William (now Thunder Bay) and my job was to learn all about the completed Hurricane Wing. The rest of the group sent to the fort were not told of their responsibilities for when they returned. It was one big party. Being newly married, I did not participate in the revelries. I took notes of everything I could and returned with three notebooks filled. After the three months were up, we all returned to Malton. Things were quite a mess, most parts that were to be inspected had to be rejected. Finally the chief inspector and I were called to the boardroom. When we entered, we could see the leadmen around the board table. It seemed that they wanted Hunter off the job. The general manager finally said, "Gentlemen, it appears that Hunter is the only one who knows how the job should be done." He also advised the men to get back to their stations, and anything they wanted to know, Hunter would tell them. The job went along pretty good after that. A rig was made for drilling holes in the main spar to carry the auxiliary tanks. It was put up for inspection. The first thing that I did was was ask for the jig that drilled the holes. There was no inspection stamp by the toolmakers on the jig. I asked the leadman why there was no inspection stamp on the jig. He had said that if Hunter passed it, he would put the stamp on the jig, was his reply. Once again, the general manager was called, and asked me why I did not inspect it. Finally I agreed to inspect the drilling without the stamp on the jig. I spent three days putting the wing up in flight position, and using a 'flipstick' for calculation. As there were no hand calculators in those days, I found that the rear hole had been drilled about 1/4 inch out of position. It was a very serious matter — we had to get permission from the English Ministry of Aeronautics. Fort William also had the same condition on the ten pairs of wings that were on the high seas on their way to England. They also had to make application to the English Ministry of Aeronautics for acceptance of these wings the way they were. I had two friends who wanted to go into the production of small parts. I loaned them my quick change lathe along with a fair amount of money. Their business grew very fast. Finally they wanted me to join them, which I did, upon them putting one of my engines into production. We already had the certificate to buy material, if available, under educational purposes. The first thing we did was to buy a bank and ground, and then we built an extension to our shop. We had approximately 65 toolmakers working for us. At that time I was designing tools for our engines. We had pressure casting make the main casting mold. It was water-cooled and it took two men to lift it. It took us about

a year to get things into production. It was a high-class engine; we used meonite #6 for it's perocity, for both the piston and the sleeve. The tungsten for the ignition points was very hard to secure. I had a handful of tungsten discs to be welded on to the spring and screw. They put all 2,000 discs on the spring, and left none for the screw. We had to find a substitute for the screw. We tried gold and silver, which did not work very well. We then tried platinum, which worked real well, but was very expensive. The United States was our biggest customer as they were not allowed to make model engines. We would export the engines to Buffalo, and we would go and clear them through customs. We then sent them from our Buffalo office to our distributors. We estimated that we sold over 200,000 engines to the States. We also were exporting them to several other countries, in particular, New Zealand. Finally, the war was over, and it took the Americans about a year to tool-up for engines. This had a big influence on our sales. We finally sold the engine business.

My two partners left the business and I formed up with my Canadian distributor a new company called Rayberts Limited. Bert and I intended to have the biggest hobby store in Canada. The time was not right — materials were not available as yet. We built a big factory in Weston, but it was still too soon to start a hobby distributorship, so we sold the building to IBM. We bought a building on Bloor Street, in midtown Toronto, put a new stone facing on the front and remodeled the interior for a retail hobby business. We had model airplanes, model railroads, leathercraft, painting supplies, archery supplies, plus other handicraft materials. Bert and I went to New York to purchase materials. We were in a jewelry manufacturing company, and we noticed a lot of jewelry findings. We bought a fair amount of each and took them home to Toronto, and started assembling them. We had them plated silver and gold. We ordered different sizes and colors of rhinestones and before we knew it, we had created a new hobby called jewelrycraft. We extended the building including the second floor. Business was booming. At Christmas, we had a girl giving out numbers at the front door, and twenty clerks. Bert and I both ordered two new cars from two different companies. My cars were a Ford and an Oldsmobile. I finally sold the Ford. I had a big cyst approximately the size of a golf ball on my right hip. I had it removed, and was at home recuperating, when Bert came and said why don't I go to New York to see what was new, take it easy and go on the train, and take in a good show. About fifteen minutes out of New York, the incision broke open. Upon reaching the Hotel

Roosevelt, being a Sunday, there was no doctor in the operating room, therefore the nurse patched me up and wheeled me up to my room. Next morning, the doctor re-stitched me up. Just as I reached my room, the telephone was ringing; it was my partner Bert calling to tell me that my mother had just died. All the airports being fogged in, the only way I could get back to Toronto was by train. I got a roomette and travelled home on my stomach. Bert met me at the station at 5:30 a.m. and got me home. I got dressed and took my car, driving by sitting on the front edge of the seat, and travelled to Galt for my mother's funeral.

Bert wanted to retire and sell out his part of the business. Oscar, our sales manager, agreed to purchase the other half of the business. Things went pretty good for a few years until the subway came along. The city appropriated the rear half of our building for the subway. We let the city have the rest of our building and bought a factory in Weston. We deleted the retail part of our business and sold only to distributors. At that time, I was quite busy with amateur radio and took on several agencies; R.L. Drake, Ten-Tec, and M.F.J. were a few. I was doing this in my basement,

WT4I Contest Tools

Tools to analyze and check
Cabrillo format logs

Now you can use the same software used by Official Contest Managers to check logs and expedite production of accurate and timely contest results!

WT4I Log Checker - Get a look at your log in a different view than what is provided by most contest logging programs. The user can easily spot bad or busted calls and missed or bad exchanges. The individual user is given the opportunity to look at the log in much the same way as an official log checker.

Cabrillo Converter - Convert just about any column based ASCII log into the Cabrillo format. The user simply identifies each of the columns through simple clicks of the mouse, enters the required header information, and saves the log in Cabrillo format. The resultant log is ready for log checking with WT4I Log Checker or for electronic submission.

Master Call Maintenance - Create and maintain your own master callsign database for use with WriteLog, WF1B RTTY, or with the WT4I Log Checker utility. The user can build a master callsign database from existing super check partial files, or build one semi-automatically from the callsigns found in Cabrillo format logs.

- Cabrillo Format Logs
- 30+ Major Contests
- Automatic Scoring
- Dupe Checking
- Unique +1 Processing
- Search and Replace
- Check 10 Minute Rule
- Check 6 Band Change
- Display Off Times
- View Log by Field

WT4I Contest Tools \$40 Cabrillo Converter \$20

<http://www.wt4i.com>
e-mail: sales@CabrilloTools.com

Ron Stailey, K5DJ

504 Dove Haven Drive
Round Rock, TX 78664-5926
Tel: (512) 255-5000



and things started to grow. I did this for about ten years, until my wife took ill. I sold this business to enable me to look after my wife. I was quite heavy into operating amateur radio, and had a weekly sked with Alert, Northwest Territories, the Gaza Strip, and made quite a few friends on the air, including ZL1PA Allan, Workworth, New Zealand. Allan told me he was coming to Canada to help his younger son, as the company he worked for was starting an office in Canada. Needless to say, he spent most of the three weeks in my shack. When he left, he invited me to New Zealand. I went, and when I arrived he had an amateur call all set up. ZL0AFF, the call letters used, is now used for Antarctica. I visited him twice more, and the last time, we were planning a trip to Labrador. I hadn't heard from him for a few weeks, so I called him on the telephone. He could hardly talk, and told me he was dying.

In the meantime, my wife had died. I spent approximately three years alone in the house. I then decided to move, and found a place called Big Cedar Estates, approximately seven kilometers west of Orillia, Ontario. There are 230 owner-owned homes, with frontage on Bass Lake, our own clubhouse, driving range and shuffleboard court, along with a separate administration building with our post boxes and a board room. Our monthly maintenance fee includes satellite, grass cutting, and road and driveway clearance in the winter. It also includes water which comes from our own wells. Our park is kept in a beautiful condition with flower beds and bushes. At the main entrance are two lagoons, which host Canada geese. I celebrated my 90th birthday at our clubhouse with 140 guests. I have a beautiful two-bedroom house and a large sunroom which I use as my radio shack. My health is very good except for my eyes; it appears I am going blind. I get around well enough, slowly but surely, and my eyesight is still good enough to operate and keep up with my amateur radio.

— 73 and 88 de Uncle Ray, VE3UR

P.S. This year was my 31st time to the Dayton Hamfest. My DXCC is 333 confirmed, and my RTTY is about 200 confirmed.

Give the gift of RTTY to a fellow ham!

Subscription details can be found on the enclosed form.

2002 BARTG RTTY Sprint



1200 GMT Saturday January 26th to
1200 GMT Sunday January 27th 2002

Classes: SOE Single Operator Expert All Band, SOAB Single Operator All Band, MO Multi-Operator, SWL Short Wave Listener.

Any single operator with a top ten all band placing in any BARTG contest during the years 1999/2000/2001 must enter as an expert in SOE; other stations may choose to enter the expert class if they wish. The class entered must be shown in the log. Single operator entrants may only have one signal on the air at any time. SOAB entrants may only change band once in any 5 minute period.

Bands: 10, 15, 20, 40 and 80 meter amateur bands.

Exchange: Serial number only.

QSO Points: Each completed QSO scores one point. Stations may be contacted again on other bands. Duplicate contacts on the same band must be clearly marked.

Multipliers: All DXCC countries and JA, W, VE and VK areas count as multipliers. Multipliers and continents count only once in the contest regardless of band. U.S. stations must use correct call or suffix for area of operation.

Scoring: QSO points x Multipliers x Continents (max 6).

Log Sheets: Logs should be submitted in Cabrillo format by e-mail to: ska@bartg.demon.co.uk or on 3.5 inch floppy disk to:

John Barber, GW4SKA
P.O. BOX 611
Cardiff, CF24 4UN, Wales

Check logs and logs with less than 50 contacts will be accepted printed or as plain

ASCII text files showing date, band, callsign and serial number sent and received, in chronological order. These must be accompanied by a summary sheet showing scoring, class entered and full name and address of entrant. Floppy disks should be sent with a printed note of your name and address. Any incomplete entries will be classified as check logs.

Email: The subject line of your e-mail entry must include your callsign and class entered e.g. GW4SKA SOAB. Logs should be sent as an attachment named (yourcall).log e.g. GW4SKA.log.

ALL LOGS MUST BE RECEIVED BY 1st MARCH 2002 IN ORDER TO QUALIFY.

The judge's decision will be final and no correspondence can be entered into in respect of incorrect or late entries. All logs submitted shall remain the property of the BRITISH AMATEUR RADIO TELEDATA GROUP. Trophies will be awarded to category winners. Certificates will be awarded to the top ten stations in each class.

Additional Notes: Any contestant contacting 25 or more different countries in the contest may claim the Quarter Century Award (QCA) issued by B.A.R.T.G., for which a charge of 8 dollars U.S. or 10 IRC's is made. Contestants contacting the required number of countries in Africa may also claim the BARTG African Award. Holders of existing awards may add new countries to their records. A separate sheet showing bands, callsigns and countries claimed must be included with the contest log. Details of all our awards and contests can be found on the BARTG website at: www.bartg.demon.co.uk. Your comments on the contest would be much appreciated.

2002 CQ/RJ World-Wide RTTY WPX Contest

0000 GMT Saturday, February 9, 2002 to 2400 GMT Sunday, February 10, 2002

Sponsored by CQ Magazine and The New RTTY Journal

Logs are due no later than March 13, 2002

Period of Operation: Single Operator stations may operate only 30 hours of the 48-hour contest period. Off time periods must be a minimum of 60 minutes in length. Paper logs must clearly mark off times on the Summary Sheet (but see Rule XIII.4. below for restrictions on submitting paper logs). Multi-Operator stations may operate the entire 48-hour contest period.

Objective: The object of the contest is for amateurs around the world using RTTY (Baudot only) to contact as many amateurs in other parts of the world as possible during the contest period.

Bands: The 3.5, 7, 14, 21 and 28 MHz bands may be used. No 1.8 MHz or WARC bands.

Terms of Competition (for all categories):

All entrants must operate within the limits of their chosen category when performing any activity that could impact their submitted score. Transmitters and receivers must be located within a 500 meter diameter circle or within the property limits of the station licensee, whichever is greater. All antennas must be physically connected by wires to the transmitters and receivers used by the entrant. All high power categories must not exceed 1500 watts total output power on any band. Only the entrant's callsign can be used to aid the entrant's score. Any form of DX alerting assistance is permitted in ALL categories.

Categories:

Single Operator (Single Band and All Band):

Single Operator stations are those at which one person performs all of the operating, logging, and spotting functions. Only one transmitted signal is allowed at any time.

Low Power: Same as 1(a) except that output power is 150 watts or less. Stations in this category compete with other low power stations only. However, only all-band entries may be classed as low power.

Rookie: An entrant in this category shall, at the time of the contest, have been licensed as

a radio amateur three years or less. If you are entering this category, please indicate on your Summary Sheet.

Multi-Operator (All band operation only):

Single-Transmitter: Only one transmitted signal at any time. Limited to 6 band changes in any clock hour (0 through 59 minutes.) For example, a change from 20 meters to 40 meters and then back to 20 meters constitutes two band changes. Violation of the 6-band change rule will result in reclassification to the Multi-Multi category.

Two-Transmitter: A maximum of two transmitted signals are allowed as long as each transmitter is on a different band. Each of the two transmitters is limited to 6 band changes in any clock hour (0 through 59 minutes.) For example, a change from 20 meters to 40 meters and then back to 20 meters constitutes two band changes. Violation of the 6-band change rule will result in reclassification of the entry to the Multi-Multi category.

Multi-Transmitter: No limit to transmitters, but only one signal and running station allowed per band.

SWL: SWL's are required to log the callsigns of both the heard and correspondent station. Scores are based only upon the heard station, using the same rules as transmitting stations. Correspondent callsigns may not appear more than three times per band in your log.

Exchange: RS(T) report plus a progressive contact three-digit serial number starting with 001 for the first contact. (Continue to four digits if past 999.)

Serial Numbers and Identification of Transmitters:

Single Operator log entries must contain a progressive three (or four) digit serial number sequence starting with 001 for the first contact. Multi-Single log entries must follow the same serial number scheme and are required to identify which transmitter made each QSO in the log. Multi-

Two and Multi-Multi entries must provide a separate log and serial number sequence for each transmitter.

Points:

Contacts between stations on different continents are worth three (3) points on 28, 21 and 14 MHz and six (6) points on 7 and 3.5 MHz.

Contacts between stations on the same continent but in different countries, and contacts with maritime mobile stations are worth two (2) points on 28, 21 and 14 MHz and four (4) points on 7 and 3.5 MHz.

Contacts between stations in the same country are worth one (1) point on 28, 21 and 14 MHz, and two (2) points on 7 and 3.5 MHz.

Multiplier: The multiplier is the number of "valid" prefixes worked. A prefix is counted only once regardless of the number of times the same prefix is worked.

A prefix is the letter/numeral combination which forms the first part of the amateur call. Examples: N8, W8, AB8, DL5, DJ2, HG1, WD200, WF96, 3DA0, GB75, ZS66, U3, etc. Any difference in the numbering, lettering, or order of same shall constitute a separate prefix. A station operating from a DXCC country different from that indicated by its callsign is required to sign portable. The portable prefix must be an authorized prefix of the country/call area of operation. In cases of portable operation the portable designator will then become the prefix. Example: AB5KD operating from Wake Island would sign AB5KD/KH9 or AB5KD/NH9. American DX (KL7, KH6, KP2, KH3, etc.) operating within the 48 states must sign with a full designator of their choice. KH6XXX operating from Ohio must use an authorized prefix for the U.S. 8th district (W8, K8, etc.) United States portable stations are not permitted to select a portable prefix designation. For example, WS7I/2 is permitted, but WS7I/WY2 or WS7I/KZ2 is not. Portable designators without numbers will be assigned a zero (0) after the second letter of the

portable designator to form a prefix. Example: N8BJQ/PA would become PA0. All calls without numbers will be assigned a zero (0) after the first two letters to form the prefix. Example: XEFTJW would count as XE0. Maritime mobile, mobile, /A, /E, /J, /P, or interim license class identifiers do not count as prefixes.

Special event, commemorative, and other unique prefix stations are encouraged to participate. Prefixes must be assigned by the licensing authority of the country of operation.

Scoring:

Single Operator: (a) All Band score = total QSO points from all bands multiplied by the number of different prefixes worked (prefixes are counted only once.) (b) Single Band score = total QSO points on the band multiplied by the number of different prefixes worked.

Multi Operator: Scoring is the same as Single Operator, All Band.

A station may be worked once on each band for QSO point credit.

Awards: First place certificates will be awarded in each category listed under Section V in every participating country and in each call area of the United States, Canada, Australia and Japan. All scores will be published. To be eligible for an award a Single Operator station must show a minimum of 12 hours of operation. Multi-operator stations must operate a minimum of 24 hours. A single-band log is eligible for a single-band award only. (Single band entrants who also operate on other bands are encouraged to submit their logs to aid in the log checking process. Note: If a log contains more than one band it will be judged as an all-band entry unless specified otherwise.) In countries or sections where returns justify, 2nd and 3rd place awards will be made. All certificates and plaques will be issued to the licensee of the station used.

Plaques: Plaques will be awarded in the following categories, to the extent sponsors are available. Note that winners in any category may purchase a plaque. Please contact the Contest Director if you wish to be a sponsor or to purchase a plaque

Single Operator, All Band

- World
- USA
- N.A
- S.A

- Oceania
- Africa
- Europe
- Asia
- Canada
- Japan

Single Band

- World 28 MHz
- World 21 MHz
- World 14 MHz
- World 7 MHz
- World 3.5 MHz

Low Power, All Band

- World
- USA
- N.A
- S.A.
- Oceania
- Africa
- Europe
- Asia
- Canada

Multi-Single

- World
- USA
- N.A.
- Oceania
- S.A.
- Europe
- Asia
- Canada

Multi-Two

- World
- USA
- N.A
- Oceania
- S.A.
- Europe
- Asia

Multi-Multi

- World
- Europe

Rookie-of-the-Year Award

- Rookie Award: CQ Magazine

Instructions for Preparation of Logs:

Logs must be e-mailed or postmarked by March 13, 2002.

We want an electronic log in the Cabrillo format. We require an electronic log for any possible high score. All logs containing more than 100 QSO's and which were generated using a computer program must be submitted via e-mail or on a 3.5 inch floppy disk. In the Subject: line of your e-mail message please

include your callsign and the category you are entering, e.g., SOABL, M2, MS, etc. (If you submit a floppy disk, please be sure to use a proper disk mailer to protect your log.) If the Cabrillo format is unavailable then logs must be prepared in accordance with paragraph 4. below and submitted via e-mail or on a 3.5 inch floppy disk containing files in plain ASCII text. Submit and name your files as follows:

Summary Sheet: yourcall.sum
Chronological log: yourcall.log
Dupesheet: yourcall.dup
Prefix list: yourcall.wpx

Logs submitted via e-mail should be sent to wpxrtty@kkn.net. In the Subject: line of your e-mail message please include your callsign and the category you are entering, e.g., SOABL, M2, MS, etc. Receipt of all e-mailed logs will be confirmed via return e-mail.

If paper logs are submitted, your log must contain the date, time in GMT, band, callsign of the station worked, sent and received exchanges, multiplier claimed, and points claimed for each contest QSO. Prefix multipliers should be logged only the FIRST TIME they are worked. All duplicate contacts must be shown and indicate zero points claimed. NOTE, HOWEVER, THAT AS OF OCTOBER, 2001, CQ MAGAZINE IS NOT ACCEPTING ANY PAPER OR DISKETTE LOGS SENT VIA MAIL. ACCORDINGLY, TO INSURE YOUR LOG COUNTS, PLEASE SUBMIT LOGS BY E-MAIL, PREFERABLY IN CABRILLO FORMAT.

Single Operator entries must be submitted in chronological order and show clearly marked off-times in the log and on the Summary Sheet. Off-times must be at least one hour in length. Your off-time begins one minute of clock time after you log your last QSO and ends as soon as you log another QSO.

Entries from Multi-Single and Multi-Two stations must be merged into a single, chronological log that clearly indicates which transmitter made each QSO. Multi-Multi logs must be submitted chronologically by band.

An alphanumeric checklist of all callsigns worked (dupesheet) and a list of claimed prefix multipliers must be submitted with your log.

Each entry must be accompanied by a Summary Sheet listing all scoring information, the category of competition, entrant's e-mail address, and the entrant's name and mailing address in BLOCK LETTERS. Also

submit a signed declaration that all contest rules and regulations for amateur radio in the country of operation have been observed.

SUBJECT TO THE CAVEAT ABOVE (that CQ Magazine is not presently accepting any paper logs), if you do submit a paper log, please submit the originals. All logs go to:

CQ Magazine — WPX RTTY Contest
25 Newbridge Road
Hicksville, NY 11801 USA

Questions pertaining to the WPX RTTY Contest may be sent to the WPX RTTY Contest Director, Glenn Vinson, W6OTC, 488 Locust Street — #401, San Francisco, CA 94118 USA, e-mail: w6otc@garlic.com.

Official log forms and summary sheets are available for an SASE with sufficient postage from:

Wayne Matlock, K7WM
RT2, Box 102
Cibola, AZ 85328 USA
e-mail: k7wm@i10net.com

Disqualification: Violation of amateur radio regulations in the country of the contestant, or the rules of the contest, unsportsmanlike conduct, taking credit for excessive duplicate contacts, unverifiable QSO's or multipliers will be deemed sufficient cause for disqualification. An entrant whose log is deemed by the WPX RTTY Contest Committee to contain a large number of discrepancies may be disqualified as a participant operator or station for a period of one year. If within a five-year period the operator is disqualified a second time, he will be ineligible for any CQ contest awards for three years.

Deadline: All entries must be submitted or postmarked NO LATER than March 13, 2002. E-mail logs are subject to this deadline. Logs submitted or postmarked after the deadline may be listed in the results but will be ineligible for any awards.

**Dayton
2002**

May 17, 18, 19

Get Ready!

PRESS RELEASE

The Friendly Ionosphere: Signals, Noise, and Propagation

by Crawford MacKeand, WA3ZKZ

Crawford MacKeand is a retired electrical engineer with a lifetime interest in radio, and with amateur radio licenses WA3ZKZ, VP8CMY, and formerly G4ARR. He has written an exciting new book on that always fascinating aspect of radio communication — will there be a signal from the distant station, and will it be strong enough to use or to enjoy? He takes the user right through the system from the transmitter to the final useful output of the receiver. Will it be good enough to understand, or will it be swamped by noise? How much noise will there be, where will it come from, and what can be done about it?

To bring this reality into sharp focus, he takes three examples. Marconi's bid to establish a new industry on the premise of Transatlantic radio; the loss of Amelia Earhart and the reconstruction of her final position from radio data, and an analysis of three typical amateur radio contacts under various ionospheric conditions.

Contents: Introduction; The Path from Transmitter to Receiver; Leaving the

Transmitter; Ground and Other Waves; The Existence of a Sky-Wave Path; The Signal on its Atmospheric Journey; Noise; Arrival at the Receiver; Final Assembly; The First Transatlantic HF?; Last Signals from KHAQQ; Some Amateur Radio Contacts; Acknowledgements; Bibliography and References; Index.

SNAPmax, a computer program (PC) for calculating radio propagation, using and also illustrating the concepts described in *The Friendly Ionosphere*, is readily available as freeware, but can be obtained from Tyndar for \$5 if it is purchased together with the book, or \$10 if purchased alone, postage paid.


The *Friendly Ionosphere* is available by mail-order from the publisher, Tyndar Press, at P.O. Box 236, Montchanin, DE 19710 for \$14.95 + \$3 shipping.

Phone: (302) 994-9588
Email: tyndar@juno.com

THE FRIENDLY IONOSPHERE

Signals
Noise
and
Propagation

Crawford MacKeand



2002 ARRL RTTY Roundup

1800 UTC Saturday, January 5 to 2400 UTC Sunday, January 6

1. Object: Amateurs worldwide contact and exchange QSO information with other amateurs using digital modes (Baudot RTTY, ASCII, AMTOR, PSK31, and Packet — attended operation only) on 80, 40, 20, 15 and 10 meter bands. Any station may work any other station.

2. Date and Contest Period: First full weekend of January, but never on January 1. Begins 1800 UTC Saturday, ends 2400 UTC Sunday (January 5-6, 2002).

2.1. Operate no more than 24 hours. The six hours of off time must be taken in no more than two blocks.

3. Entry Categories:

3.1 Single Operator

3.1.1 Low Power.

3.1.2 High Power.

3.2 Multioperator, Single Transmitter

3.2.1 Power

3.2.1.1 Low Power

3.2.1.2 High Power

3.2.2 Stations are allowed only one transmitted signal at any given time.

3.2.3 Includes those single operators that use any form of spotting assistance such as from nets or packet.

3.2.4 Includes those that receive assistance with logging, relief operators, etc.

3.2.5 Limited to 6 band changes (maximum) in any clock hour.

3.2.6 The clock hour is from zero through 59 minutes.

3.2.7 Band changes are defined so that, for example, a change from 20 meters 15 meters and then back to 20 meters constitutes two band changes.

4. Exchange:

4.1 United States: Signal report and State.

4.2 Canada: Signal report and Province.

4.3 DX: Signal report and consecutive serial number, starting with 001.

5. Scoring:

5.1 QSO Points: Count one point for each completed QSO.

5.2 Multipliers: Each US state (except KH6 and KL7), each VE province (plus VE8 and VY1) and each DXCC entity.

KH6 and KL7 count only as separate DXCC entities.

5.2.1 Count only once (not once per band).

5.2.2 The US and Canada do not count as DXCC entities.

6. Reporting:

6.1 All entries must be postmarked or e-mailed by February 5, 2002.

6.2 Entries in electronic format may be submitted to RTTYRU@arrl.org or submitted on 3.5 inch diskette to RTTY Roundup, ARRL, 225 Main St, Newington, CT 06111.

6.3 All logs that are created electronically are required to submit their electronic log file in Cabrillo file format. A printout of an electronically generated log is not an acceptable substitute. A handwritten log that is later entered into a logging or other electronic program is considered an electronically generated log and must meet electronic file requirements.

6.4 The Cabrillo entries include the header and the complete QSO list.

6.5 Hand-logged entries may be submitted to RTTY Roundup, ARRL, 225 Main St, Newington, CT 06111.

7. Miscellaneous:

7.1 Packet radio contacts made through digipeaters or gateways are not permitted.

7.2 All ARRL Contest rules and forms may be downloaded from the ARRL Contest web page at <http://www.arrl.org/contests/forms> or obtained from the Contest Branch by sending an SASE with 2 units of postage.

7.3 For contest information contact contests@arrl.org or tel 860-594-0232.

8. Awards:

8.1 Certificates will be awarded to:

8.1.1 Top high power and low power Single Operator and Multioperator scorers in each ARRL/RAC Section.

8.1.2 Top high power and low power Single Operator and Multioperator scorers in each DXCC entity (other than W/VE).

8.2 Plaques, if sponsored, will be awarded to the top scoring low and high power entrant in each category overall, each ARRL Division, and Canada.

8.2.1 Unsponsored plaques may be purchased from the ARRL.

9. Other: See "General Rules for All ARRL Contests" and "General Rules for ARRL Contests on bands below 30 MHz (HF)" in November 2001 QST.

Reprinted with permission from the December 2001 issue of QST.

New!!

W5XD Multi-Keyer

More Features Than Any Ordinary Keyer!



Connect the W5XD multi-keyer to your PC via serial port. Among a variety of functions the W5XD multi-keyer even acts as a switchbox for single-op, 2 radios (SO2R) contesters. Windows 95, 98, ME or 2000 is needed. Requires only one COM port which the keyer can share for rig control.

Features:

- CW generation is independent of the processor load on your PC running WRITELOG.
- Separate opto-isolated CW outputs for a left and right rig.
- Separate opto-isolated PTT outputs for a left and right rig.
- Separate R and L rig antenna relay outputs.
- Headphone audio switching.
- The keyer includes a speed control potentiometer and a SPST switch on a remote cable to control CW speed and L/R radio switching manually without the PC running.

\$215 + s/h includes keyer, remote speed and L/R switch box on a 3' cable, mating power connector (7.5 V to 25 VDC req.)

<http://www.writelog.com>
e-mail: k5dj@writelog.com

Ron Stailey, K5DJ

504 Dove Haven Dr.
Round Rock, TX 78664-5926
Tel: (512) 255-5000




Next Contest, Work the Weak Ones



- ▶ Rugged and portable aluminum cabinet
- ▶ Unique Crossed-X tuning indicator displays M/S in FSK and CLOVER, and frequency center in all modes

- ▶ DSP filtering and Motorola microprocessor control
- ▶ Flash memory for easy software and firmware updates



- ▶ Connects to computer with a standard DB9 serial cable
- ▶ Radio connections made easy with phono connectors

DXP38 DSP HF Radio Modem

Modes: CLOVER-II, RTTY, AMTOR, P-MODE

Everything bad can and does happen to your HF signals, especially during a contest. Selective fading, noise, interference, and poor tuning indicators all conspire to let that rare DX get away. Track it down with the DXP38.

The DXP38 modem provides advanced digital signal processing the other do-everything analog designs can't. You can't work the rare ones if your modem can't copy them. The DXP38 will!



HAL COMMUNICATIONS CORP.

1201 West Kenyon Road, P.O. Box 365
Urbana, IL 61801-0365
Phone: (217) 367-7373 FAX (217) 367-1701
www.halcomm.com halcomm@halcomm.com